

Terms & Conditions

Terms Of Use:

- All pages are copyright. You may not create anything to sell or share based off this packet.
- Please do not share with colleagues. This is just meant for your own use.
- You are welcome to share via social media and pin this product's main page as long as it provides a link to my store.
- All Products are non-refundable. If you have any questions or concerns please contact Chanda at chanda@pinkoatmeal.com.

Disclaimer:

By use of this product(s) you are agreeing to the following:

- All activities are to be performed at your own risk. Pink Oatmeal LLC disclaims liability for any damage, mishap, or injury that may occur from engaging in any activities or ideas from the purchased or free activities and printables.
- The products or anything associated with the Pink Oatmeal LLC should not be used in replace of medical/therapeutic advice or treated as medical/therapeutic advice. Pink Oatmeal LLC products do not serve as medical or therapeutic advice for the public. If you have a medical condition or need medical/therapeutic advice please contact your physician or therapist.
- Adult supervision is recommended for every activity featured in the products. Please decide based on each individual activity if it is appropriate for your own child/children.
- Any participation in printables/activities does not result in a physical therapist-patient relationship with Pink Oatmeal LLC.

<http://www.pinkoatmeal.com>

Patriotic Fine Motor Activities

Thank you for purchasing the Patriotic Fine Motor Activities Pack.
Included in this pack are a variety of activities your kids will love!

- Patriotic Pre-Writing (9)
- Patriotic Tracing (8)
- Patriotic Glue Dots (4)
- Patriotic Clip Cards (1-20)
- Patriotic Roll and Color Sheet (1)

Enjoy the activities and visit [Pink Oatmeal](http://PinkOatmeal.com) and let us take care of all your fine motor and gross motor needs!

- Chanda, Pink Oatmeal

Pre-Writing Information


Pre-writing skills are lines and strokes that need to be mastered BEFORE learning how to print the alphabet. Each is developed in a sequence.



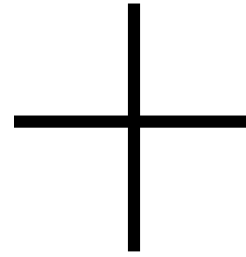
2 Years




2.5 Years




3 Years




3.5-4 Years



4 Years




4.5 Years



4.5 Years




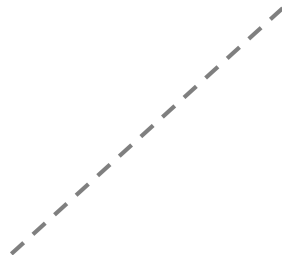
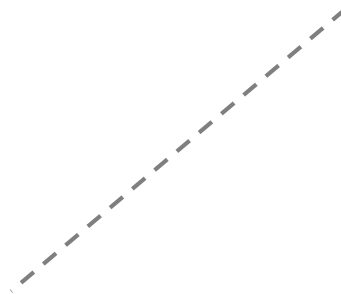
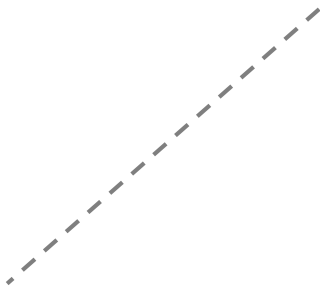
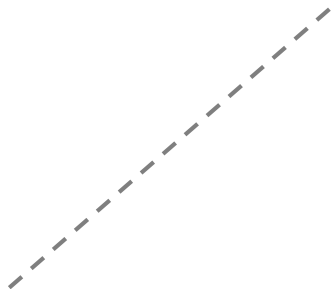
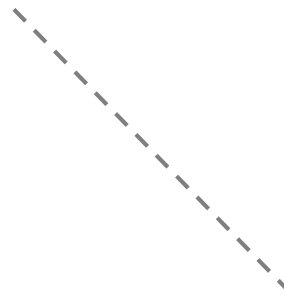
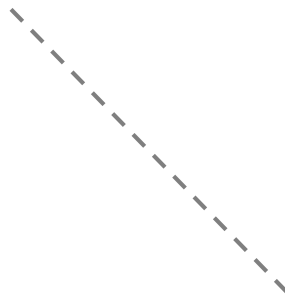



5 Years

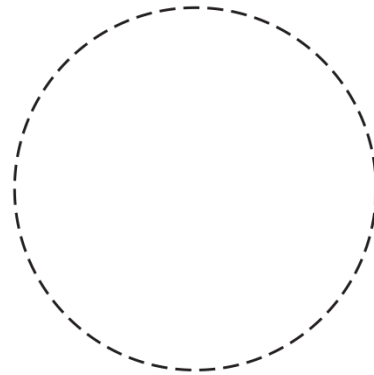
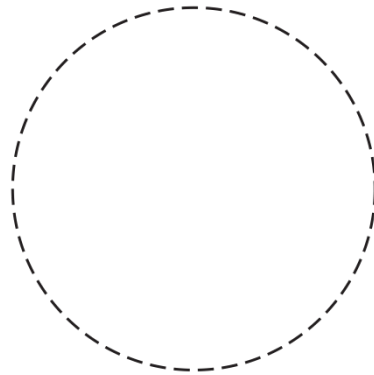
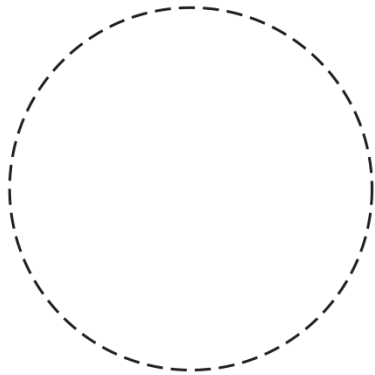
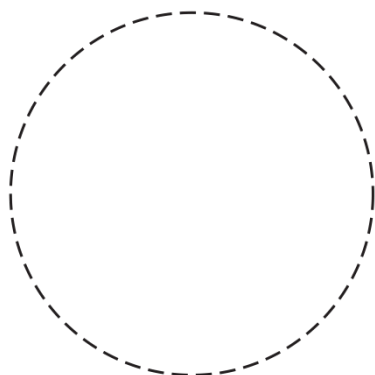

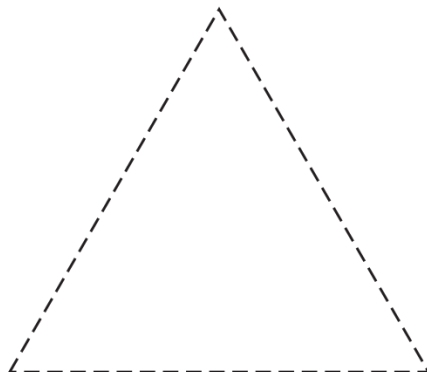
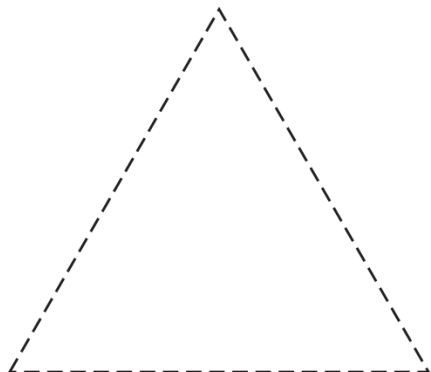
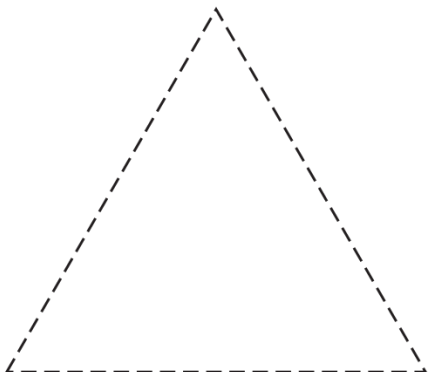
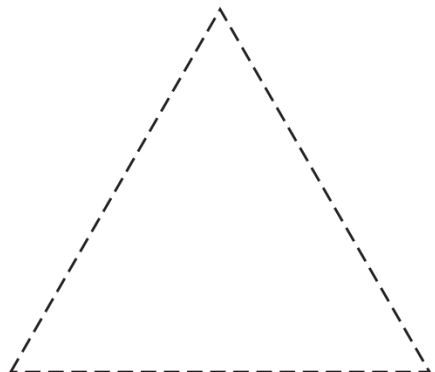




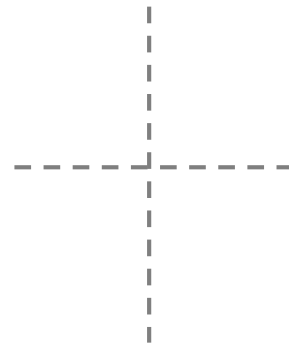
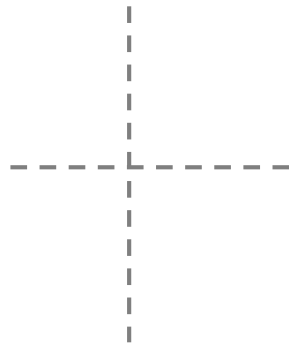
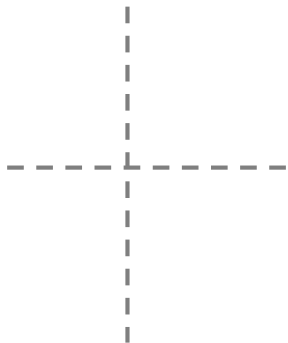
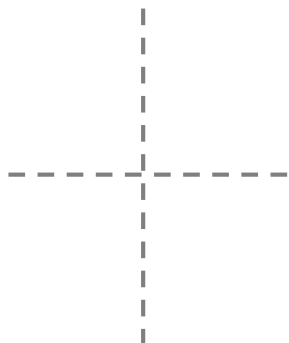


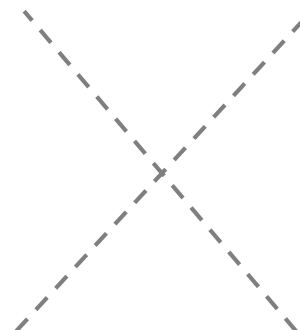
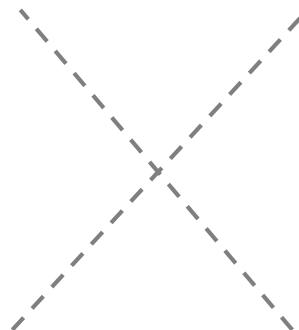
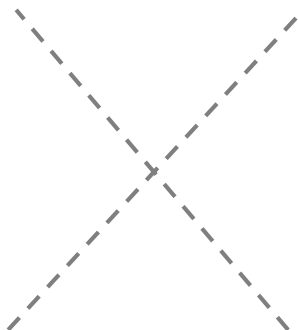
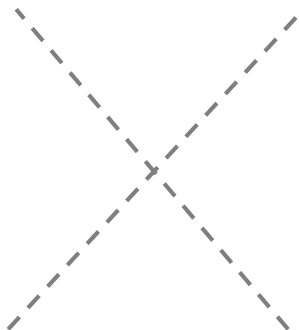

5 Years

Patriotic Pre-Writing

- Laminate and cut out pre-writing strips.
- Use a dry erase marker for writing so it can easily be wiped off lamination and re-used again.
- Pre-writing strips can be practiced in multiple ways.
 - Use of fingers to follow lines.
 - Follow the lines with a paint brush
 - Follow the lines with pipe cleaners.
 - Follow the lines with manipulatives.







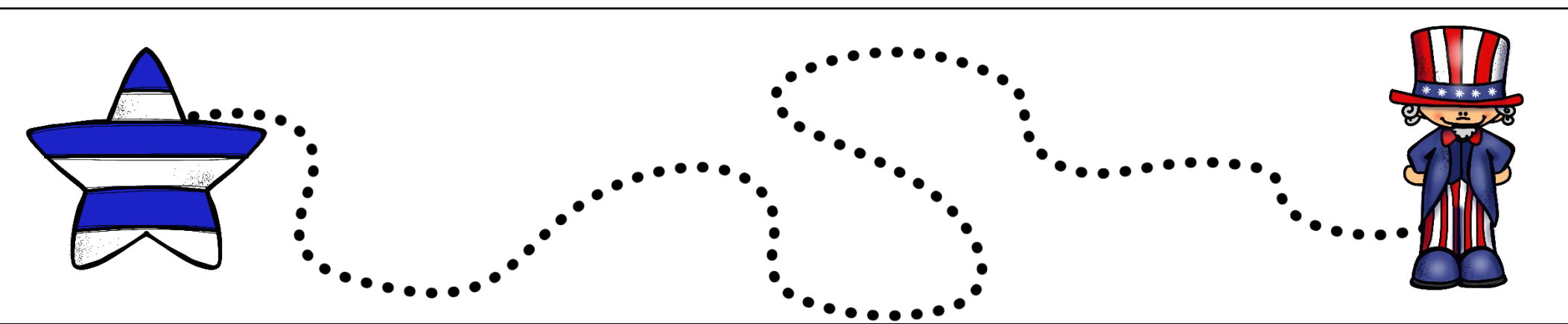
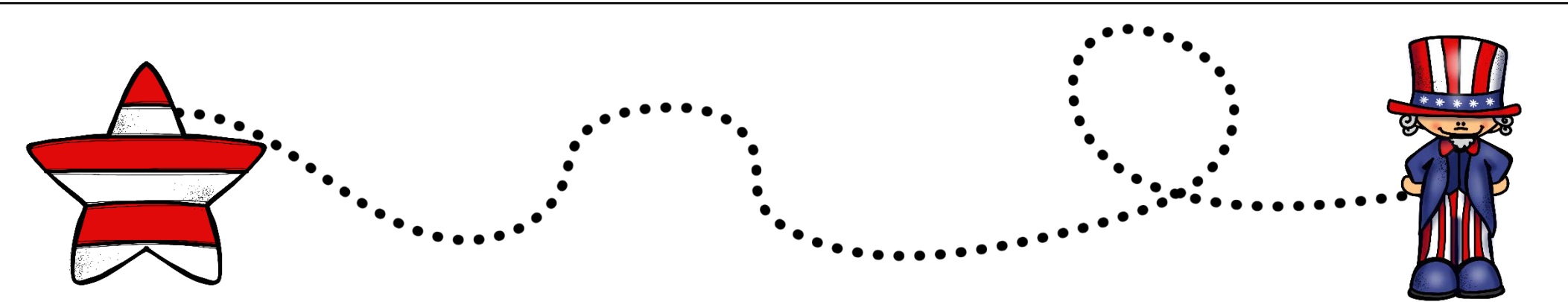
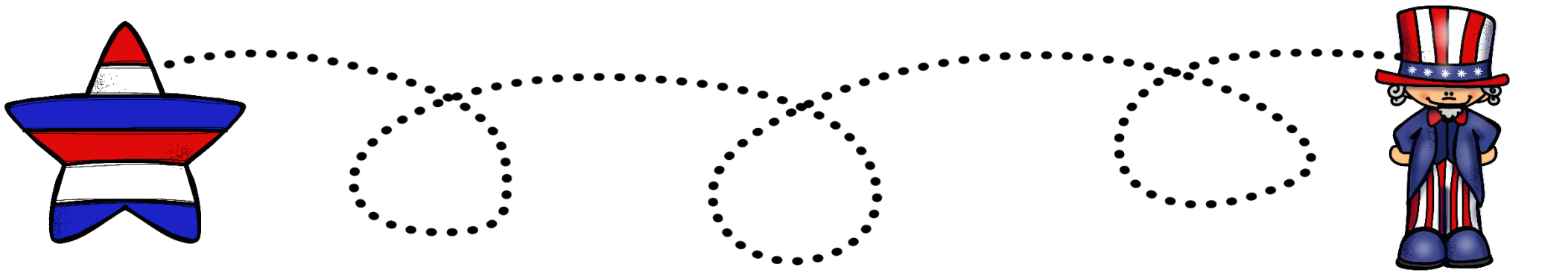




Patriotic Tracing Paths

- Laminate and cut out tracing paths or use as a full sheet.
- Use a dry erase marker for writing so it can easily be wiped off lamination and re-used again.
- Tracing paths can be practiced in multiple ways.
 - Use of fingers to follow lines.
 - Follow the lines with a paint brush
 - Follow the lines with manipulatives, pipe cleaners etc.





Patriotic Glue Dots

Needed

Glue or Glitter Glue

Glue Dot Printable



How To Use

Place a dot of glue on each dot on the worksheet.


Optional

Add paper scraps, sequins, poms etc. to add more to the activity.


Directions: Place a small amount of glue on each dot.





Directions: Place a small
amount of glue on each dot.



Directions: Place a small
amount of glue on each dot.



Directions: Place a small
amount of glue on each dot.



Roll and Color Patriotic

Needed

Dice, Printable, Colors


How To Play

Roll the dice.

Color in the star corresponding with the number on the dice.


Roll and Color

Directions: Roll the di and color in the star that has the same number as the dice.





Patriotic Clip Cards


- Laminate and cut your clip cards.
- Place the clothes pins/clips on the correct number of items.




1 4 2




3 4 5





1 3 2




4 6



5





4 5 6




7 9 8



6 7 8




8 5 7



10

9


11



9

10


8



11

10

9



11

10

12

Credits



APL Fonts

Hidesy's
Clip Art